

GIOTTO MAXI HI

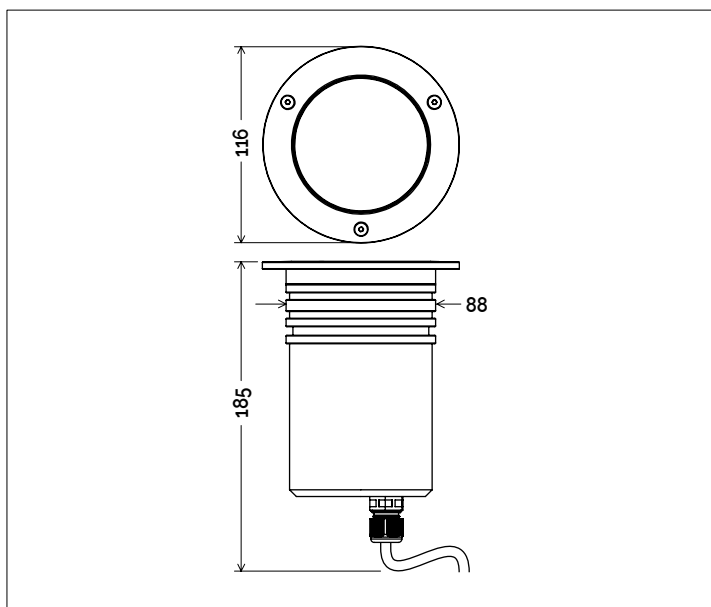
322RC01H11



Descrizione del prodotto / Product description

Incasso LED per esterni.
Ideato per l'illuminazione uplight di facciate e architetture.
Corpo dissipante in alluminio tornito da pieno con trattamento superficiale di anodizzazione dura colore nero.
Ghiera esterna in Acciaio Inox AISI 316 L o Bronzo naturale.
Schermo superiore in vetro temperato extra-chiaro serigrafato (sp.4mm).
Lente interna ad emissione spot 15°, 30° o 60° in PMMA trasparente.
Multi-chip LED ad alta efficienza CRI ≥90.
Cavo di collegamento in neoprene.
Fornito con sistema di connessione rapido a due poli IP68 (vedi istruzioni di montaggio).

Recessed LED spot uplight.
Ideal for uplight lighting of facades and architectures.
Heat sink body made of turned aluminum.
External Ring made of Stainless Steel AISI 316 L or Natural Bronze.
Upper screen made of extra clear temperate glass (4mm thickness).
Spot optics 15°, 30° or 60° made of clear PMMA.
Multi-chip LED with high efficiency CRI ≥90.
Neoprene connection cable.
Supplied with rapid IP68 connector (see assembly instructions).



Dati tecnici | Technical Info

* su richiesta / on requests

Finiture Finishes	● 1002 Acciaio Inox AISI 316L Satinato Satin Stainless Steel AISI 316L
	● 1012 Bronzo Naturale Natural Bronze
Potenza Power	15W
Corrente Current	-
Tensione Voltage	220/240 Vac
Tolleranza cromatica Chromatic tolerance	3 SDCM
Flusso luminoso Luminous Flux	1440lm
Mantenimento del flusso luminoso Flux Maintenance	≥50.000h
Temperature di esercizio Operating temperature	-20° ~ 45°

Simbologia tecnica Technical informations

	Conforme alle direttive CE
	Conforme alle normative RoHS
	Classe I
	Indice di Protezione IP67
	Connettore stagno in dotazione

Temperatura di Colore Color Temperature

9027 - 2700K CRI 92
9030 - 3000K CRI 92
9040 - 4000K CRI 92

Ottiche Optics

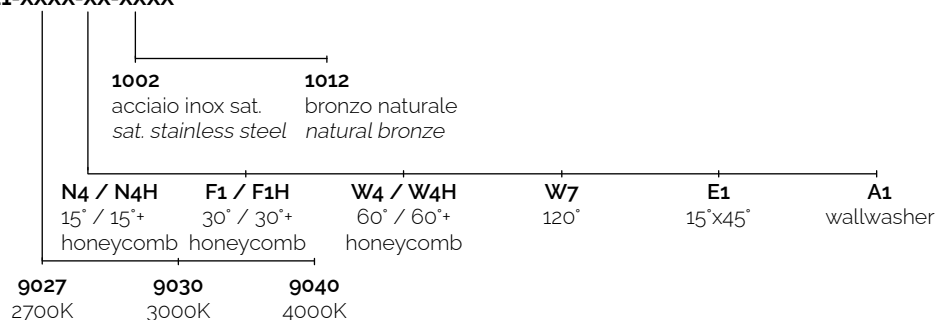
	N4 -15° (Narrow Beam)
	F1 -30° (Flood Beam)
	W4 -60° (Wide Flood Beam)
	W7 -120° (Very Wide Flood Beam)
	E1 -15°x45° (Elliptical Beam)
	A1 - (Asimmetrica/ Asymmetrical)

Sistemi di Controllo Control System

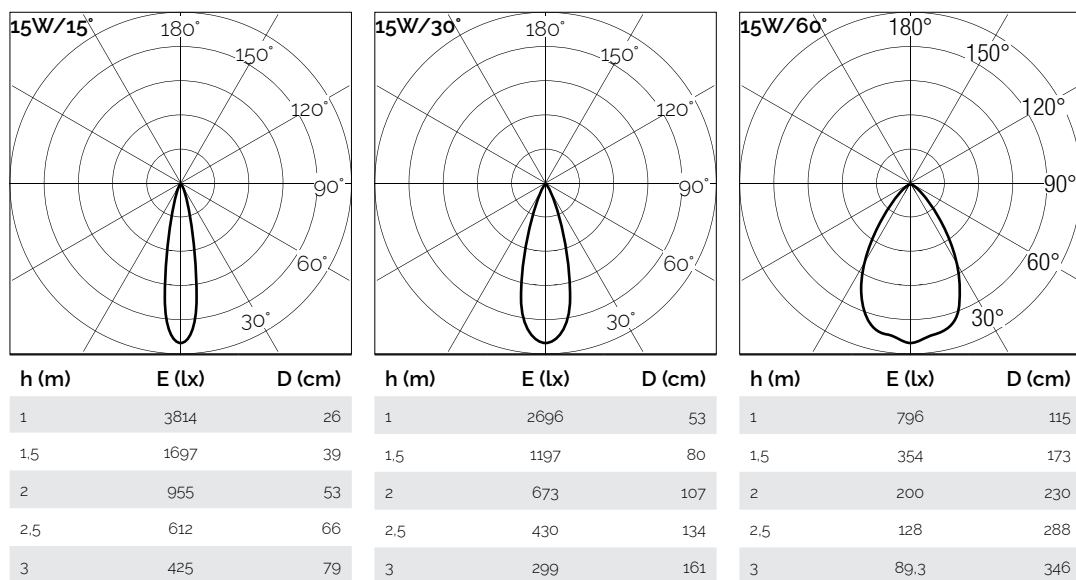
	On / Off (a bordo / on board)
	Triac (a bordo / on board)

Creazione Codice | Code construction

322RC01H11-XXXX-XX-XXXX

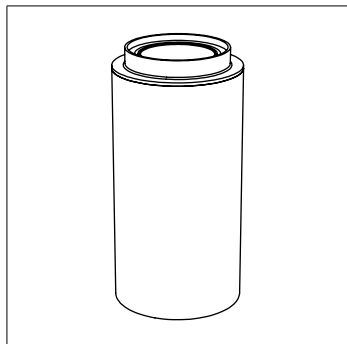


Dati Fotometrici | Photometric Specification



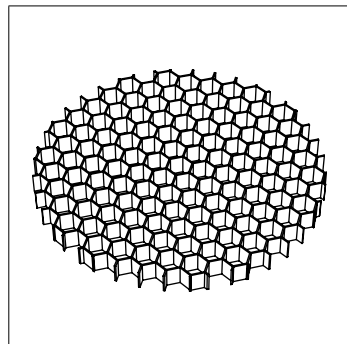
Accessori | Accessories

9A009



Cassaforma PVC.
(Ø130mm H.200mm)
PVC Ground Box.
(Ø130mm H.200mm)

Honeycomb/Honeycomb



Filtro Alveolare anti-abbagliamento.
(spessore 3mm)
Anti-glare Honey Comb.
(thickness 3mm)